

Denver Metro

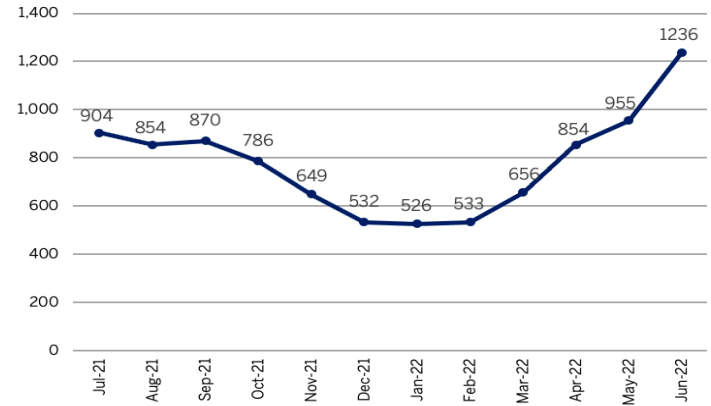
LUXURY REPORT | JUNE 2022



PRIOR YEAR - MONTH

June	2021	2022	% Change
Total Sales Volume	\$1,047,795,615	\$1,105,273,468	5.5%
Listings Sold	638	695	8.9%
Average Price	\$1,642,313	\$1,590,322	-3.2%
Average Price per Square Foot	\$390	\$406	4.1%
Average Days in MLS	27	21	-22.2%
Highest Price	\$9,000,000	\$8,550,000	-5.0%
Average List Price	\$1,665,657	\$1,705,385	2.4%
Active Listings	836	1,236	47.8%
New Listings	724	948	30.9%

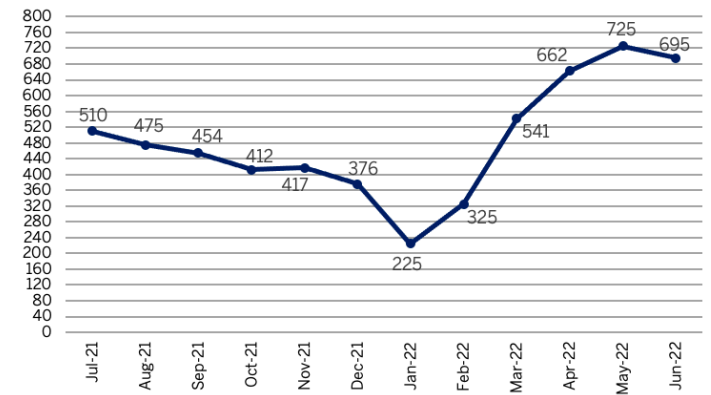
ACTIVE LISTINGS - LAST 12 MONTHS



PRIOR MONTH

	May 2022	June 2022	% Change
Total Sales Volume	\$1,158,597,286	\$1,105,273,468	-4.6%
Listings Sold	734	695	-5.3%
Average Price	\$1,578,470	\$1,590,322	0.8%
Average Price per Square Foot	\$387	\$406	4.9%
Average Days in MLS	13	21	61.5%
Highest Price	\$13,000,000	\$8,550,000	-34.2%
Active Listings	1,000	1,236	23.6%
Average List Price	\$1,673,441	\$1,705,385	1.9%
New Listings	945	948	0.3%

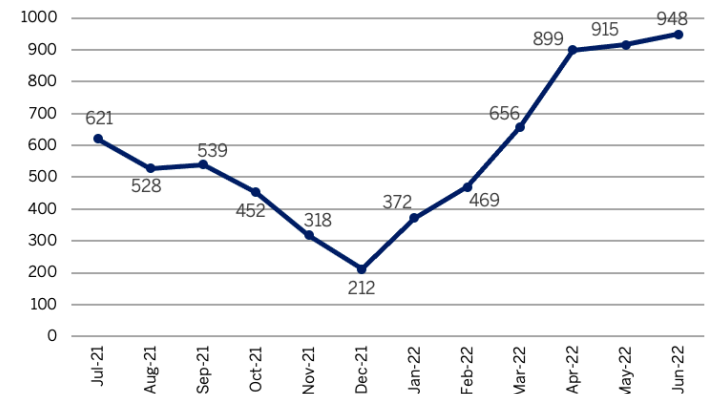
LISTINGS SOLD - LAST 12 MONTHS



LAST 12 MONTHS - YEAR OVER YEAR

July - June	20' - 21'	21' - 22'	% Change
Total Sales Volume	\$7,288,241,998	\$9,578,897,912	31.4%
Listings Sold	4,559	5,966	30.9%
Average Price	\$1,598,649	\$1,605,581	0.4%
Average Price per Square Foot	\$391	\$375	-4.1%
Average Days in MLS	49	25	-49.0%
Highest Price	\$9,450,000	\$15,725,000	66.4%
Average List Price	\$1,722,545	\$1,661,962	-3.5%
New Listings	5,419	7,365	35.9%

NEW LISTINGS - LAST 12 MONTHS



COLORADOMARKETREPORTS.COM

Based on \$1,000,000+ sales in Adams, Arapahoe, Broomfield, Denver, Douglas and Jefferson Counties. Based on information from REColorado on July 12th, 2022. This representation is based in whole or in part on data supplied by REColorado. REColorado does not guarantee nor is in any way responsible for its accuracy. Data maintained by REColorado may not reflect all real estate activity in the market.

LIV | Sotheby's
INTERNATIONAL REALTY