

Denver Metro

LUXURY REPORT | MAY 2022

PRIOR YEAR - MONTH

May	2021	2022	% Change
Total Sales Volume	\$760,614,395	\$1,147,465,742	50.9%
Listings Sold	486	725	49.2%
Average Price	\$1,565,050	\$1,582,711	1.1%
Average Price per Square Foot	\$356	\$387	8.7%
Average Days in MLS	24	14	-41.7%
Highest Price	\$5,425,000	\$13,000,000	139.6%
Active Listings	\$1,687,076	\$1,721,383	2.0%
Average List Price	640	915	43.0%
New Listings	761	955	25.5%

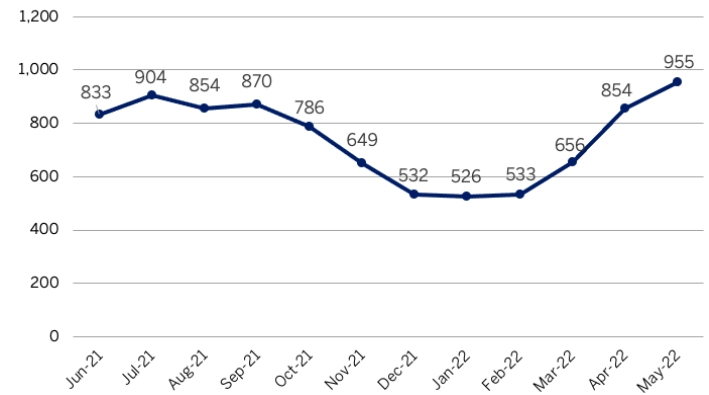
PRIOR MONTH

	April 2022	May 2022	% Change
Total Sales Volume	\$1,105,193,438	\$1,147,465,742	3.8%
Listings Sold	677	725	7.1%
Average Price	\$1,632,487	\$1,582,711	-3.0%
Average Price per Square Foot	\$417	\$387	-7.2%
Average Days in MLS	16	14	-12.5%
Highest Price	\$7,010,000	\$13,000,000	85.4%
Active Listings	919	955	3.9%
Average List Price	\$1,616,895	\$1,721,383	6.5%
New Listings	993	915	-7.9%

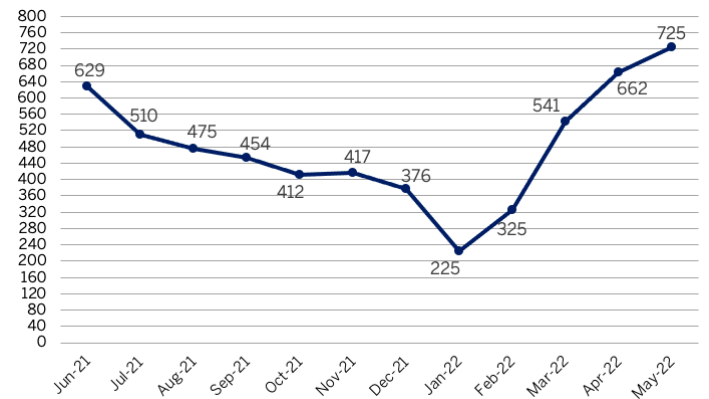
LAST 12 MONTHS - YEAR OVER YEAR

June - May	20' - 21'	21' - 22'	% Change
Total Sales Volume	\$6,615,657,807	\$9,500,098,081	43.6%
Listings Sold	4,179	5,896	41.1%
Average Price	\$1,583,072	\$1,611,279	1.8%
Average Price per Square Foot	\$388	\$643	65.7%
Average Days in MLS	50	26	-48.0%
Highest Price	\$9,450,000	\$15,725,000	66.4%
Average List Price	\$1,724,718	\$1,664,850	-3.5%
New Listings	5,155	7,112	38.0%

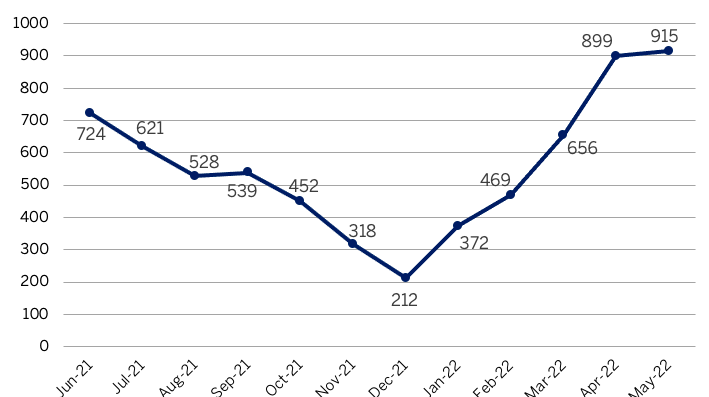
ACTIVE LISTINGS - LAST 12 MONTHS



LISTINGS SOLD - LAST 12 MONTHS



NEW LISTINGS - LAST 12 MONTHS



COLORADOMARKETREPORTS.COM

Based on \$1,000,000+ sales in Adams, Arapahoe, Broomfield, Denver, Douglas and Jefferson Counties. Based on information from REColorado on June 2nd, 2022. This representation is based in whole or in part on data supplied by REColorado. REColorado does not guarantee nor is in any way responsible for its accuracy. Data maintained by REColorado may not reflect all real estate activity in the market.

LIV | Sotheby's
INTERNATIONAL REALTY